



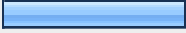




1. How far do you drive (round trip) for rehearsal on Tuesday evenings?

	Response Percent	Response Count
0-10 miles 	17.3%	14
11-20 miles 	19.8%	16
21-30 miles 	18.5%	15
31-40 miles 	13.6%	11
41-50 miles 	9.9%	8
51-60 miles 	11.1%	9
61-70 miles 	7.4%	6
71+ miles 	2.5%	2
answered question		81
skipped question		0

2. Please select your age group:

	Response Percent	Response Count
<18	0.0%	0
18-24 	3.7%	3
25-30 	9.9%	8
31-40 	14.8%	12
41-54 	27.2%	22
55-64 	27.2%	22
65-74 	7.4%	6
75+ 	9.9%	8
answered question		81
skipped question		0






3. Please select your gender:

	Response Percent	Response Count
Female	54.3%	44
Male	45.7%	37
answered question		81
skipped question		0



4. Please select your ethnicity:

	Response Percent	Response Count
Caucasian	90.1%	73
African American	2.5%	2
Hispanic or Latino	4.9%	4
Asian	1.2%	1
American Indian	0.0%	0
East Indian	0.0%	0
Other	1.2%	1
answered question		81
skipped question		0



5. Please select your highest level of education:

	Response Percent	Response Count
High School 	1.2%	1
2 year degree 	12.3%	10
4 year degree 	35.8%	29
Masters 	33.3%	27
Doctorate 	17.3%	14
<i>answered question</i>		81
<i>skipped question</i>		0



6. Are you currently a college student?

	Response Percent	Response Count
Yes 	10.0%	8
No 	90.0%	72
<i>answered question</i>		80
<i>skipped question</i>		1




7. If you are a college graduate, is one or more of your degrees in music?

	Response Percent	Response Count
Yes 	35.6%	26
No 	64.4%	47
<i>answered question</i>		73
<i>skipped question</i>		8




8. (For those who auditioned starting in 2009) Communication prior to my audition prepared me for the audition process.

	Response Percent	Response Count
Yes 	25.6%	20
No	0.0%	0
I joined the Chorale before 2009. 	74.4%	58
If you answered no, please provide your opinion for improvement:		1
	answered question	78
	skipped question	3





9. Rate the audition process as a whole. The audition process...

	Response Percent	Response Count
Exceeded my expectations 	8.3%	6
Met my expectations 	87.5%	63
Needs Improvement 	4.2%	3
Unsatisfactory	0.0%	0
Please provide your opinion for improvement:		6
	answered question	72
	skipped question	9


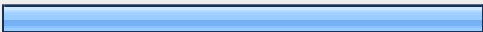
10. Rate how communication of your successful audition was handled. Communication to me of my successful audition was handled...

	Response Percent	Response Count
Very Professionally 	33.8%	24
Professionally 	64.8%	46
Unprofessionally	0.0%	0
Very Unprofessionally 	1.4%	1
Please provide your opinion for improvement:		2
answered question		71
skipped question		10




11. Choose the top reason why you sing with The Master Chorale:

	Response Percent	Response Count
Repertoire 	5.2%	4
Camaraderie with other singers	0.0%	0
Singing with an orchestra 	19.5%	15
Singing in a high quality chorus 	59.7%	46
Creative Outlet 	15.6%	12
Other (please specify)		6
answered question		77
skipped question		4

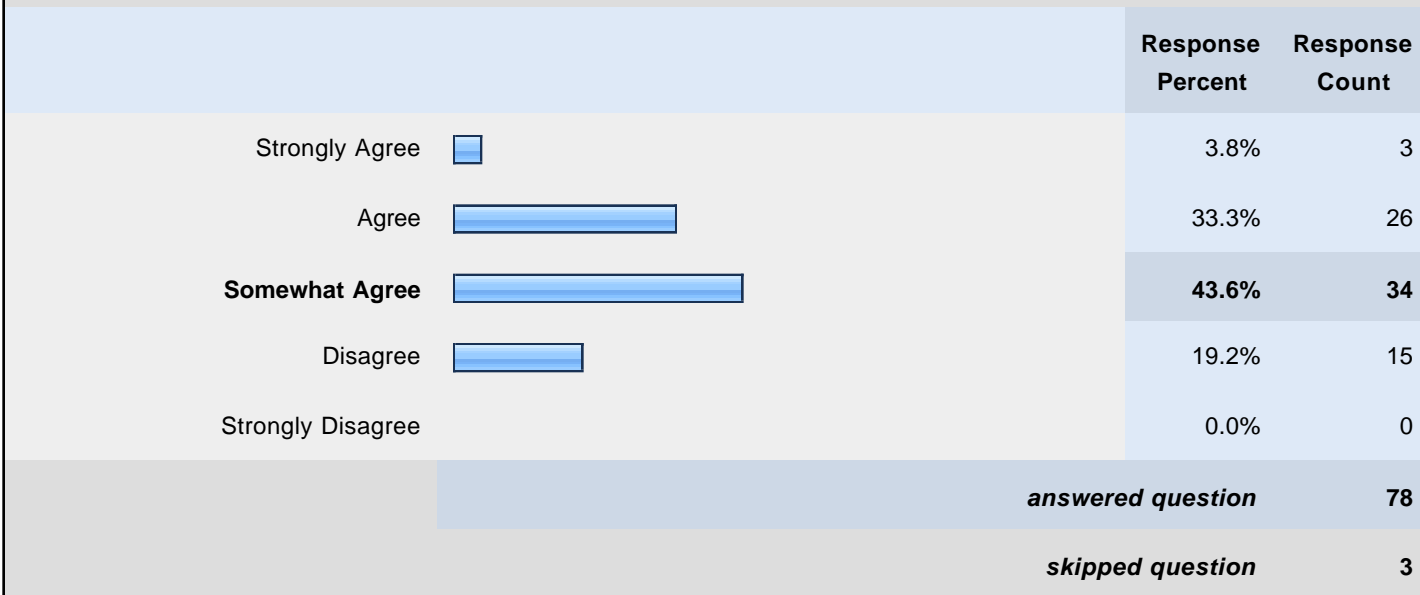
12. Would you, or someone you know (spouse, partner, young adult, relative, neighbor, etc.) be willing to join the Friends of The Master Chorale and volunteer?

	Response Percent	Response Count
Yes 	27.1%	19
No 	72.9%	51
Please tell us how to contact them by either entering their information here or by contacting our office. (Text entered here will not be made public.)		11
<i>answered question</i>		70
<i>skipped question</i>		11

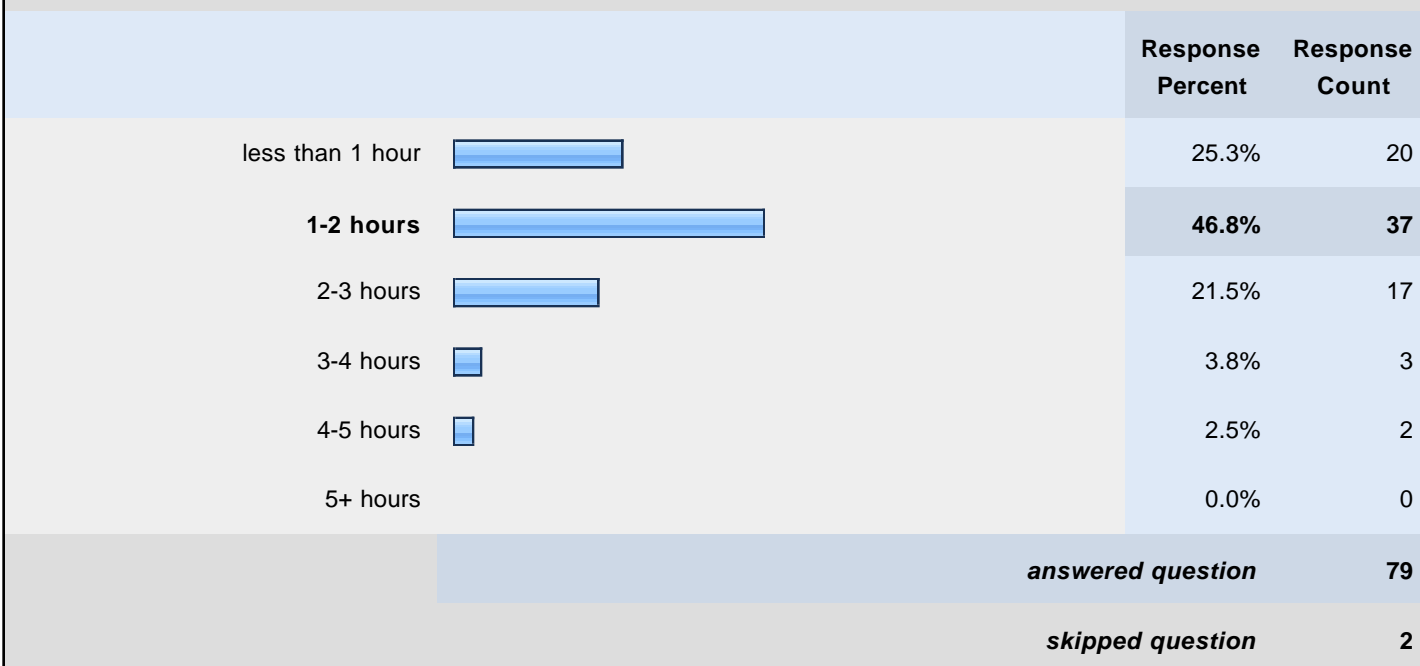
13. Consider how much time you spent on Master Chorale activities this past season (2009-2010) and choose one of the following statements:

	Response Percent	Response Count
I wish MC required less time 	7.7%	6
MC requires about the right amount of time 	87.2%	68
I wish I could spend more time on MC activities 	5.1%	4
<i>answered question</i>		78
<i>skipped question</i>		3

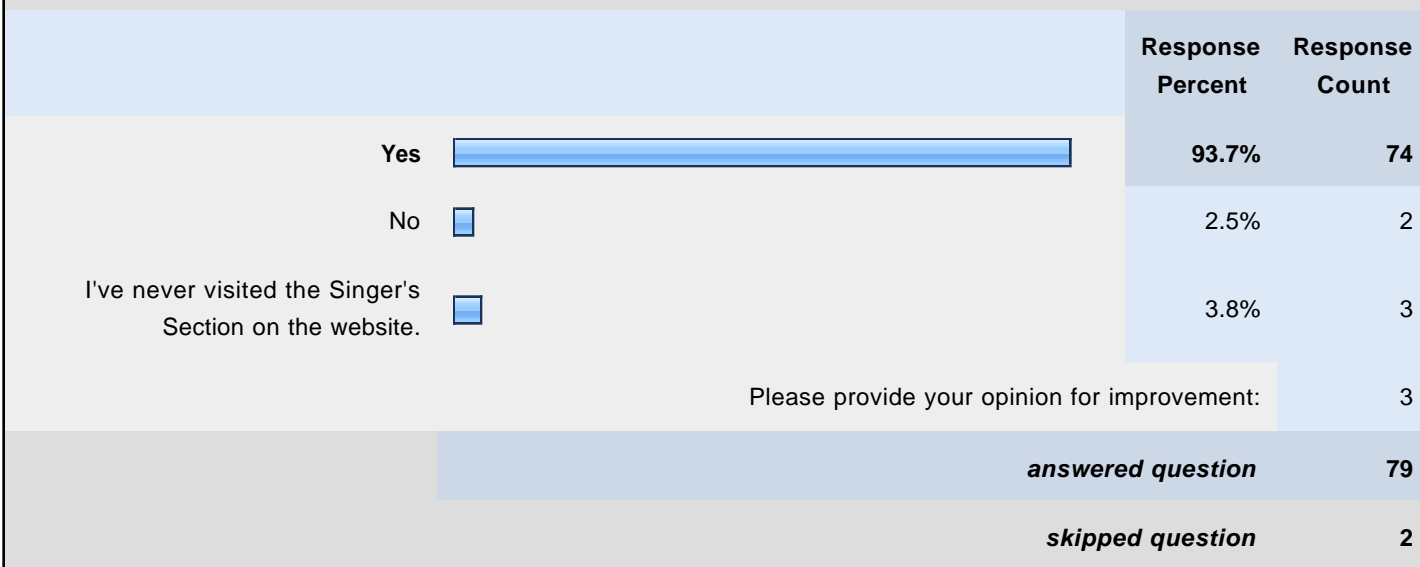
14. Pick the answer that best describes your feelings on this statement: I would enjoy having additional opportunities to get together socially with other MC singers.



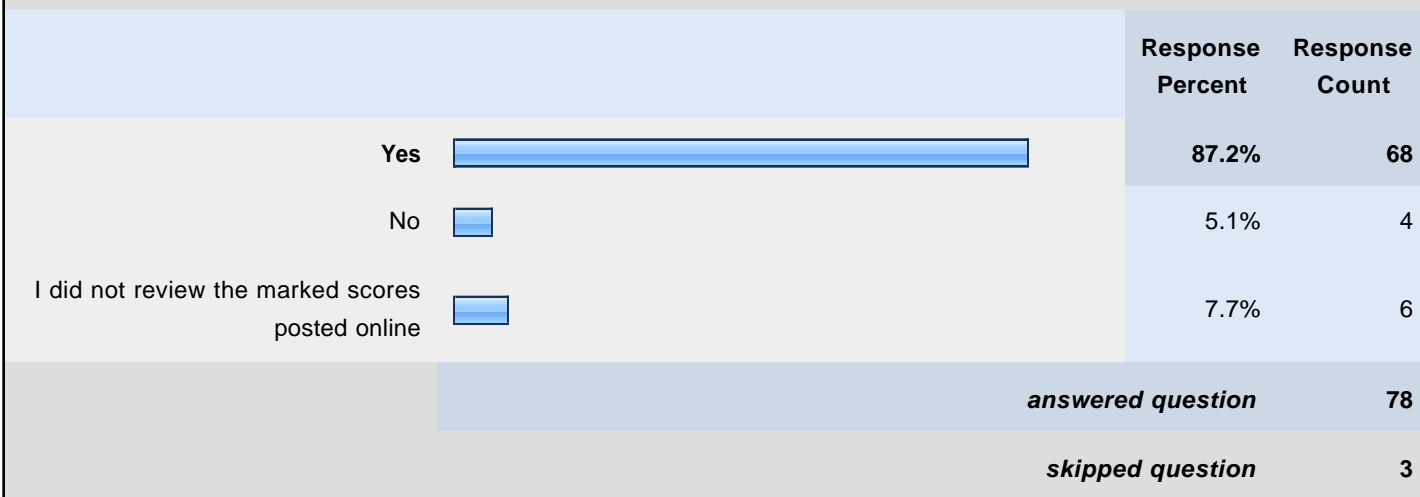
15. On average, how many hours did you spend per week to prepare for rehearsal?




16. Do you find the resources posted in the Singer's Section of the website useful?



17. Were the online marked scores beneficial to you?








18. If additional optional rehearsal time was made available prior to 7:30pm on Tuesday evenings, would you attend?




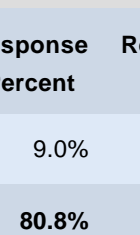

19. Please provide one recommendation to make it easier for you to perform at the highest artistic level:

	Response Count
	42
<i>answered question</i>	42
<i>skipped question</i>	39

20. How often should MC organize a trip or tour?

	Response Percent	Response Count
Every year 	2.6%	2
Every other year 	46.8%	36
Every three years 	40.3%	31
Every four years 	10.4%	8
Never 	0.0%	0
<i>answered question</i>		77
<i>skipped question</i>		4




21. How long do you think MC trips or international tours should be?

	Response Percent	Response Count
5 days or less 	9.0%	7
6 - 10 days 	80.8%	63
11 days or more 	10.3%	8
<i>answered question</i>		78
<i>skipped question</i>		3




22. Name ONE place where you would like to go on tour with The Master Chorale:

	Response Count
	64
<i>answered question</i>	64
<i>skipped question</i>	17

23. The concert selections for 2009-2010 were:

	Response Percent	Response Count
Too easy 	15.6%	12
Appropriate for me 	62.3%	48
Challenging, but I mastered them 	22.1%	17
Too challenging	0.0%	0
<i>answered question</i>		77
<i>skipped question</i>		4



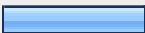


24. Pick the best answer that reflects your enjoyment of the 2009-2010 season:

	Response Percent	Response Count
I loved it! 	33.8%	26
I liked most of it 	63.6%	49
I liked very little of it 	2.6%	2
I didn't like it at all	0.0%	0
If none of the above - please elaborate:		5
<i>answered question</i>		77
<i>skipped question</i>		4

25. Please name ONE piece of music that you would really love to sing with MC:

	Response Count
	53
<i>answered question</i>	53
<i>skipped question</i>	28

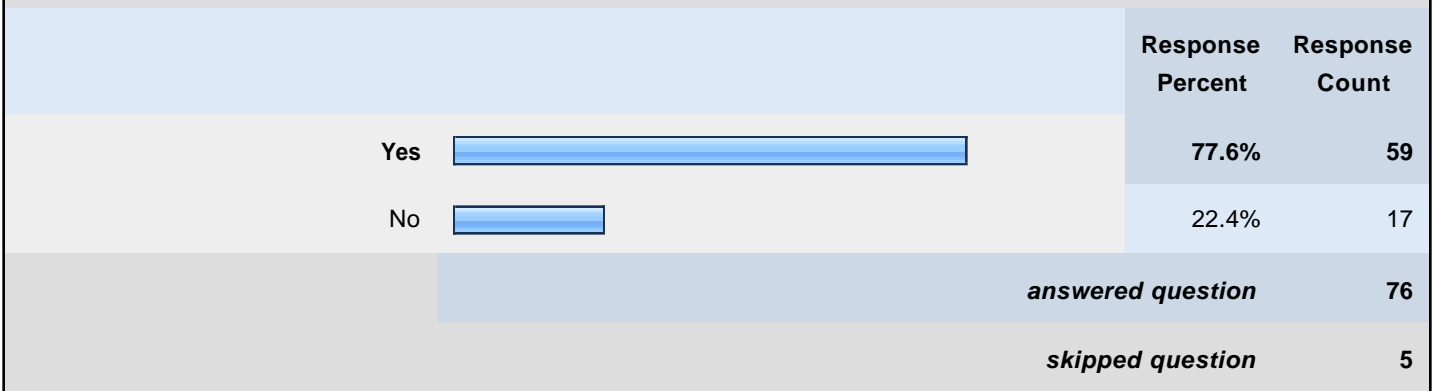
26. How many years have you been singing choral music?

	Response Percent	Response Count
Less than 2 years	0.0%	0
3-5 years 	6.7%	5
6-10 years 	14.7%	11
11-20 years 	21.3%	16
21+ years 	49.3%	37
Other (please specify) 	8.0%	6
<i>answered question</i>		75
<i>skipped question</i>		6


27. Why did you join the Chorale?

	Response Count
	66
<i>answered question</i>	66
<i>skipped question</i>	15


**28. Do you sing choral music with groups other than The Master Chorale?
(i.e. church, college chorale, etc.)**





29. Do other members of your household sing choral music?



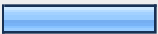

30. Do you play a musical instrument?





31. Have you ever taken voice lessons?

	Response Percent	Response Count
Yes 	70.3%	52
No 	29.7%	22
<i>answered question</i>		74
<i>skipped question</i>		7



32. Do you currently teach music? (i.e. school teacher, private voice lessons, private instrumental lessons, etc.)

	Response Percent	Response Count
Yes 	22.7%	17
No 	77.3%	58
<i>answered question</i>		75
<i>skipped question</i>		6

33. Do you belong to one or more service or civic organizations?

	Response Percent	Response Count
Yes 	39.2%	29
No 	60.8%	45
<i>answered question</i>		74
<i>skipped question</i>		7

34. Is there one thing you would like to see changed about the MC?

		Response Percent	Response Count
Yes		45.8%	33
No		54.2%	39
If yes, what is it?			35
answered question			72
skipped question			9

35. Do you have other thoughts to share as we plan for the future?

		Response Count
		36
answered question		36
skipped question		45